



Welcome to Parents' Engagement 6 January 2023
Devi's Blend of
Curriculum Coverage and SIL Activities



Outcomes of Blended Learning

**Self-Directed and
Independent
Learners**

**Passionate and
Intrinsically
Motivated Learners**

With this blend, our students should be given more opportunities to hone their abilities in being self-directed and independent, and to develop passion and intrinsic motivation in learning in the process.

It is a day of Self-Paced Learning. It is not a break.

Blended Learning(BL) Day Structure

1. Non Timetabled. Largely Asynchronous.	Curriculum Coverage 4hrs (with 1hr non Screen Time).
2. FT Time	30mins Online F2F Check-in with FTs between 7.30am-8am
3. SIL	Student Initiated Learning (1hr)

Term 1 Blended Learning Day Schedule

	T1W02	T1W04	T1W06	T1W08	T1W10
SEM 1 BL	BL #01	BL #02	BL #03	BL #04	TRACK MEET
Date	1/13/2023	1/27/2023	2/10/2023	2/24/2023	3/10/2023
LOWER SEC	ENGLISH	ENGLISH	ENGLISH	ENGLISH	
	MATH	MATH	MATH	MATH	
	SCIENCE	SCIENCE	SCIENCE	SCIENCE	
	MTL	MTL	MTL	MTL	
SEC 3	ENGLISH	ENGLISH	ENGLISH	ENGLISH	
	MTL	MTL	MTL	MTL	
	SCIENCE NT + Sci(P) + Pure (Chem)	SCIENCE NT + Sci(C) + Pure (Chem)	SCIENCE NT + Sci(P) + Pure (Chem)	SCIENCE NT + Sci(C) + Pure (Chem)	
	CPA + GY/HY/LIT	CPA + SS	CPA + GY/HY/LIT	CPA + SS	
SEC 4/5	ENGLISH	ENGLISH	ENGLISH	ENGLISH	
	MTL	MTL	MTL	MTL	
	SCIENCE NT + Sci(C) + Pure (Chem)	SCIENCE NT + Sci(P) + Pure (Chem)	SCIENCE NT + Sci(C) + Pure (Chem)	SCIENCE NT + Sci(P) + Pure (Chem)	
	CPA + SS	CPA + GY/HY/LIT	CPA + SS	CPA + GY/HY/LIT	

Term 2 Blended Learning Day Schedule

	T2W2	T2W4	T2W6	T2W8	T2W10
SEM 1 BL	BL #05	BL #06	BL #07 Arts Fiesta	BL#08	PTM
Date	3/31/2023	4/14/2023	4/28/2023	5/12/2023	5/26/2023
LOWER SEC	ENGLISH	ENGLISH	ENGLISH	ENGLISH	
	MATH	MATH	MATH	MATH	
	SCIENCE	SCIENCE	SCIENCE	SCIENCE	
	MTL	MTL	MTL	MTL	
SEC 3	ENGLISH	ENGLISH	ENGLISH	ENGLISH	
	MTL	MTL	MTL	MTL	
	SCIENCE NT + Sci(P) + Pure (Chem)	SCIENCE NT + Sci(C) + Pure (Chem)	SCIENCE NT + Sci(P) + Pure (Chem)	SCIENCE NT + Sci(C) + Pure (Chem)	
	CPA + GY/HY/LIT	CPA + SS	CPA + GY/HY/LIT	CPA + SS	
SEC 4/5	FACE TO FACE LESSON				
	ENGLISH				
	SCIENCE				
	NT + Sci(C/P) + Pure (Chem) CPA + (GY/HY/LIT or SS)				

Curriculum Coverage (CC)

- Students will complete the asynchronous work (Designed to take not more than 1hr each) that the teacher has assigned **at their own pace**. Monitoring of Students' progress and feedback will be done in school immediately after the BL days.
- There is no timetable to follow. Just a loose schedule of Subjects each day. Students will be briefed in class on the CC lesson for each subject prior to each BL day. **Students have to plan ahead**. BL CC Lesson Instructions will also be made available on the School's website on the actual day.
- **Most importantly, We want our students to enjoy their learning!**

Student Initiated Learning (SIL) Activities

- All instructions and materials will be **sent via the Student ICON email to you.**
- Step 1: **Browse through the Deyi SIL Catalogue.** Remember to read the Important notes for Students and Annex A (Physical Exercise Instruction and Safety Notes).
- Step 2A: **Clicking on the Google Form Link or Scanning the QR code**

<https://tinyurl.com/mr24uem5>


- Step 2B: Select 1 or more activities to be completed over the period of 5(Sec4/5) or 8(Sec1-3) BL days (1hr each day of SIL).

Or

- Step 2B: Propose your own SIL Activity.

***Complete Selecting or Proposing by the 13th Jan Friday (8 – 9 am Briefing for Sec 1 students).**

☺ *Do not forget to record and share your SIL Activities progress and final product.*



Student Initiated Learning (SIL) Activities (Catalogue)



The Deyi Blend of Student Initiated Learning Activities Catalogue (School Curated)



PHYSICAL EXERCISE INSTRUCTIONS & SAFETY NOTES

IMPORTANT NOTICE

BEFORE YOU BEGIN: Instructions & Safety Notes

<input checked="" type="checkbox"/>	I have sought consent from my parent/guardian.
<input checked="" type="checkbox"/>	My exercise area is safe: No low ceiling/ceiling fan (to be switched off)/hazards
<input checked="" type="checkbox"/>	I am properly attired. I have warmed up . Be in Deyi PE Attire if you are posting to social media platforms.
<input checked="" type="checkbox"/>	Equipment required: Water-bottle/Towel/ Personal Medication .
<input checked="" type="checkbox"/>	DO NOT exercise if you are feeling unwell .
<input checked="" type="checkbox"/>	DO NOT exercise if you answered YES to any of the PARQ questions. (See next page)

Table of Contents

Important Notes for Students	3
ALP Broadcast Journalism	4
AL1- Languages across time and space (Sec 1)	4
AL2- So You Think You Can DJ? (All Levels)	5
AL3- Voice Work in Drama (All Levels)	6
CCA (You may choose activities from other CCAs)	7
CA1- Football Skills (All levels)	10
CA2- Exploring Animation with Animaker (All levels)	11
CA3- Learning to beatbox (All levels)	12
CA4- Costume Design in Drama (All levels)	13
CA5- Upcycle toilet rolls to create useful daily products (All levels)	14
CA6- First Aid Knowledge (All levels)	15
CA7- Fitness for Success (All levels)	16
CA8- Make a Crime Scene Investigation (CSI) kit (All levels)	17
CA9- Choreograph a Dance (All levels)	18
CA10- Be an Art curator (All levels)	19
CA11- Rhythm - Listen to your heart! (Lower Sec)	20
CA12- Learn a New Badminton Skill (Lower Sec)	21
CA13- Volleyball game rules (Sec 1)	22
CA14- Volleyball basic 5-1 rotation (Sec 2, 3, 4, 5)	23
CA15- Volleyball (All levels)	24
CA16- (Ide) to set up the various systems	25
CA17- Tan Technique (Sec 1)	26
CA18- Neck Shooting (Sec 2)	27
CA19- Ice (All Levels)	28
CA20-	29
CA21- All levels)	30
CA22- All Levels)	31
CA23- Labels (Lower Sec)	32
CA24- Eggs (Upper Sec)	33

Click on the content to be hyperlinked to the page.

Click to go back to the content page.



What is SIL?

As part of Home-Based Learning (HBL), you are going to embark on 'Student-Initiated Learning' or SIL for short. So what exactly is SIL?



CA3- LEARNING TO BEATBOX (ALL LEVELS)

Learning to beatbox	Suitable for Levels: Sec 1, 2, 3, 4, 5	
What can I look forward to learn?	I will be able to learn that Beatboxing is a form of vocal percussion primarily involving the art of mimicking drum machines, using one's mouth, lips, tongue, and voice.	How can I record my learning? I will record using video/audio recording tools on handphone and share the beatboxing experience on Instagram/ Youtube.
How can I go about my learning?	I will search YouTube for videos and attempt beatboxing to a rhythm and record myself doing so.	
Number of BL Days Required (1 hour per day)	1 hour per day: 1 Day	
What are the potential risks involved?	NIL	
How can I overcome these risks?	NIL	
Where will the activity be carried out? -Home, School or Others(Specify)	Home	
Parental/Guardian Consent (If Venue is School or Others) Print this page, Parent/Guardian to sign and submit to your Teacher.	Name of Parent/Guardian: Not applicable	I have read the above description of the SIL activity, and am agreeable for my child/ward to carry out the above activity for his/her SIL. Signature: (Not applicable) Date of Form:

[Back to Table of Contents](#)

Student Initiated Learning (SIL) Activities (Google Form)



Full Name (as in Class Register) *

Your answer

The Deyi Blend of Student Initiated Learning (SIL) Activities Catalogue

Please select 5 hrs of SIL from the catalogue (Number of Hours are indicated in each activity description) Or You may propose your own SILs.

* Required

I will like my SIL activities from *

- the Catalogue.
- my own proposal.

Next

You are selecting from the Deyi SIL Activities Catalogue.

Please have the catalogue ready.

SIL Activity Choice/s *

You may select 1 or more activities to be completed over the period of 5 BL days (1hr each day of SIL).

- AL1 (2hrs)
- AL2 (3hrs)
- AL3 (3hrs)
- CA1 (5hrs)
- CA2 (4hrs)
- CA3 (1hr)

SIL-Differentiated

Sec 1 (SIL Briefing) and Choose from Deyi SIL Catalogue or Self Propose

- Sem 1 (8hrs): Category - ALP or LLP or Deyian Self-Proposed
- Sem 2 (6hrs): Category – CCA or Curriculum

Sec 2 Choose from Deyi SIL Catalogue or Self Propose

- Sem 1 (8hrs): Category - ALP or LLP
- Sem 2 (6hrs): Category - Curriculum or Digital Literacy

Sec 3 Choose from Deyi SIL Catalogue or Self Propose

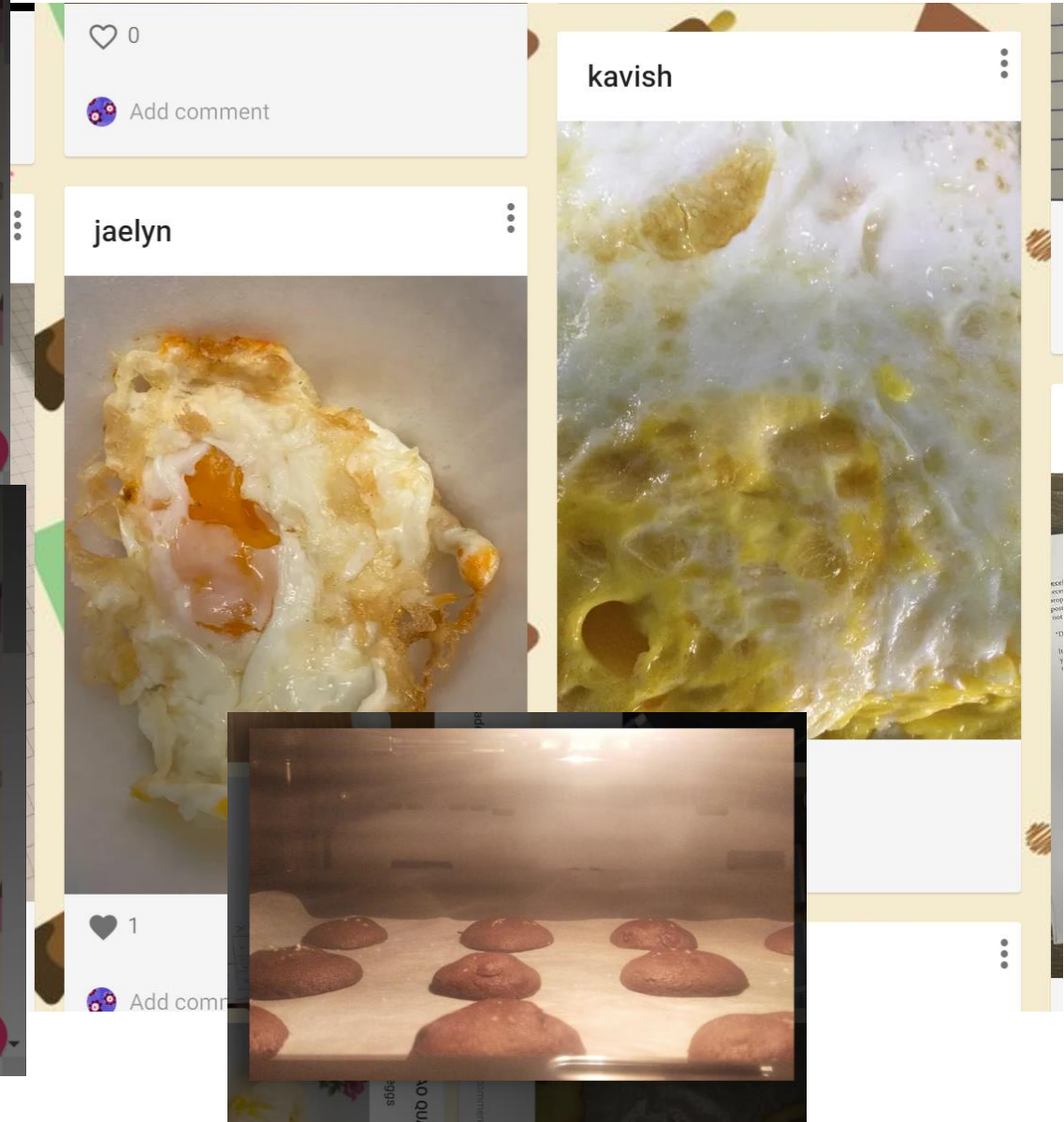
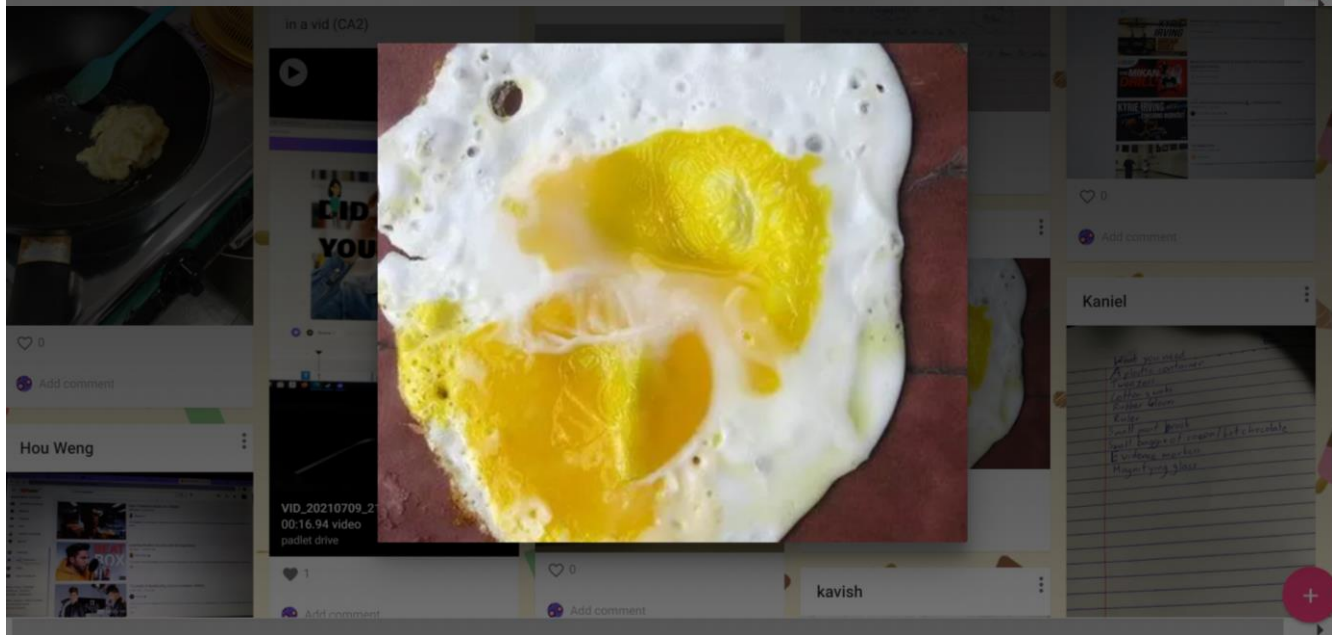
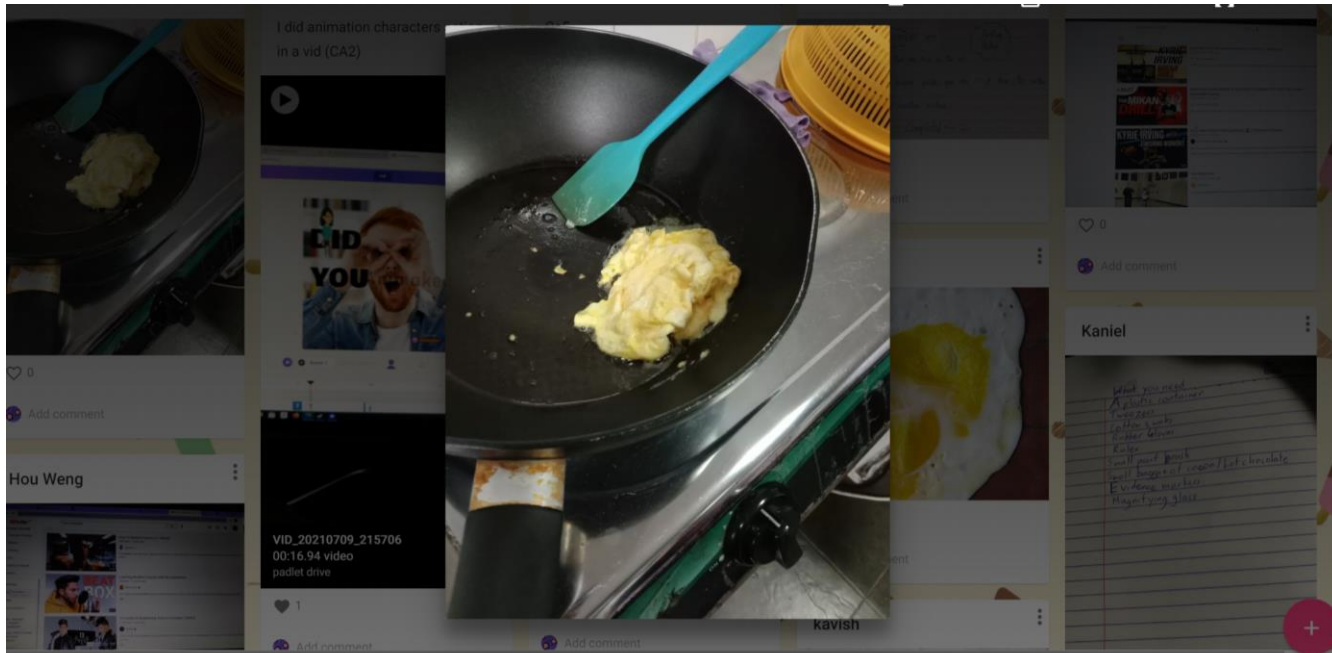
- Sem 1 (8hrs): Category - ALP or LLP
- Sem 2 (6hrs): Category – Proj SS (Home, School or Other)

Sec 4/5 Choose from Deyi SIL Catalogue or Self Propose

- Sem 1 (5hrs): Category CCE
- Term 2 Wk2 BL, Wk4 Good Fri, Wk6,8,10 MTL



SIL Catalogue



SIL Catalogue CSI Kit (NPCC)

how to make a DIY CSI kit:

- 1) fingerprinting tape, powder and brush
- 2) whisk broom for trace evidence collection
- 3) goggles
- 4) notebook
- 5) digital camera
- 6) flashlight.
- 7) Ziploc bags.

Steps to lift fingerprints at home?

Dusting
Method

- Use very fine powder that can stick to the oil in the fingerprint.
- Once the fingerprint becomes visible, you can lift it from the surface with clear tape.
- Transfer the tape to another surface.

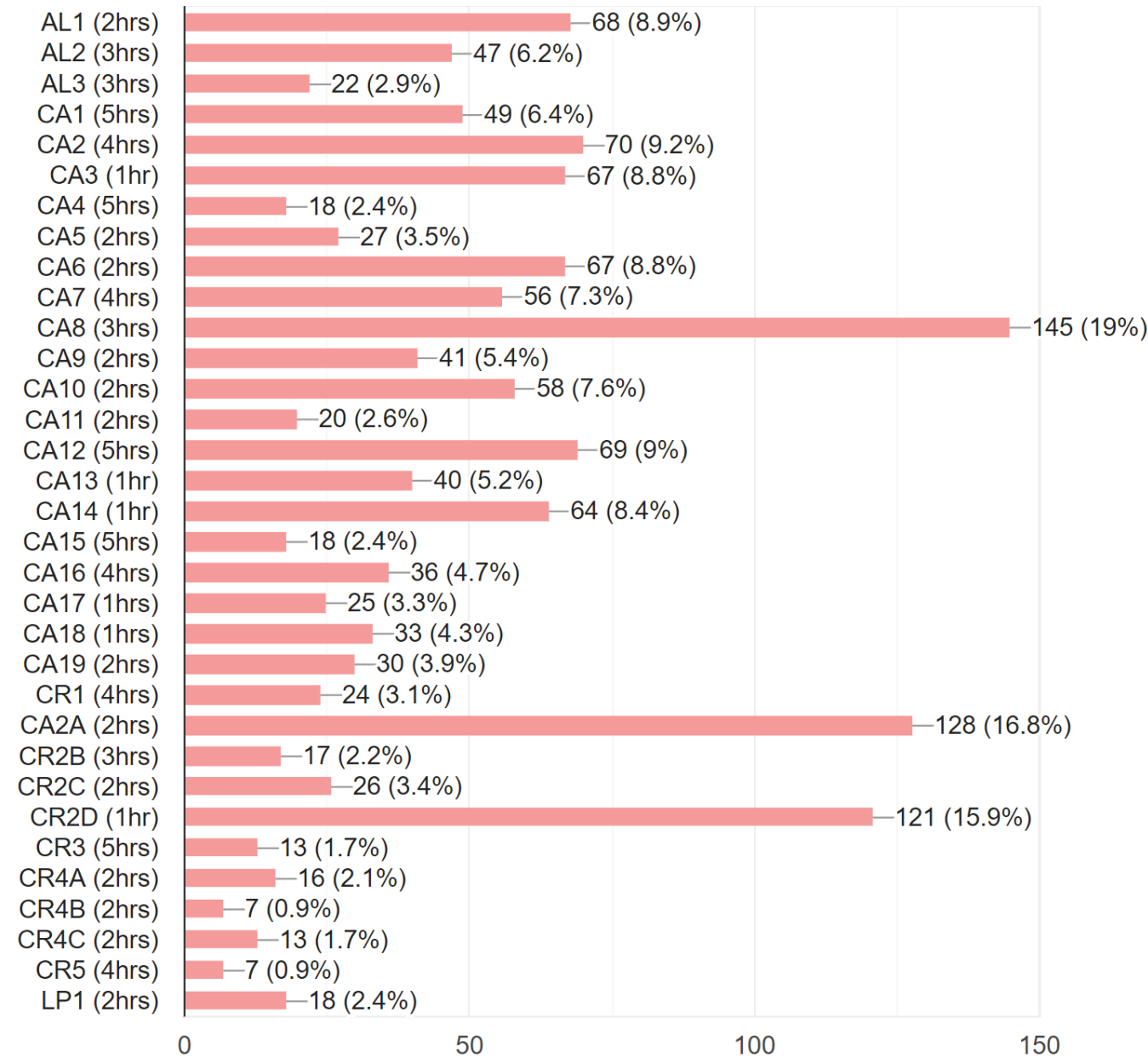
😊 ~ Completed ~ 😊

Top Picks from the catalogue.

Top Pick: CA8-MAKE A CRIME SCENE INVESTIGATION (CSI) KIT

Popular Choice 2: CR2A-COOKIES BAKING

Popular Choice 3: CR2D-COOKING VARIOUS TYPES OF EGGS FOR MY BREAKFAST!



SIL Catalogue- Teachers' Choice

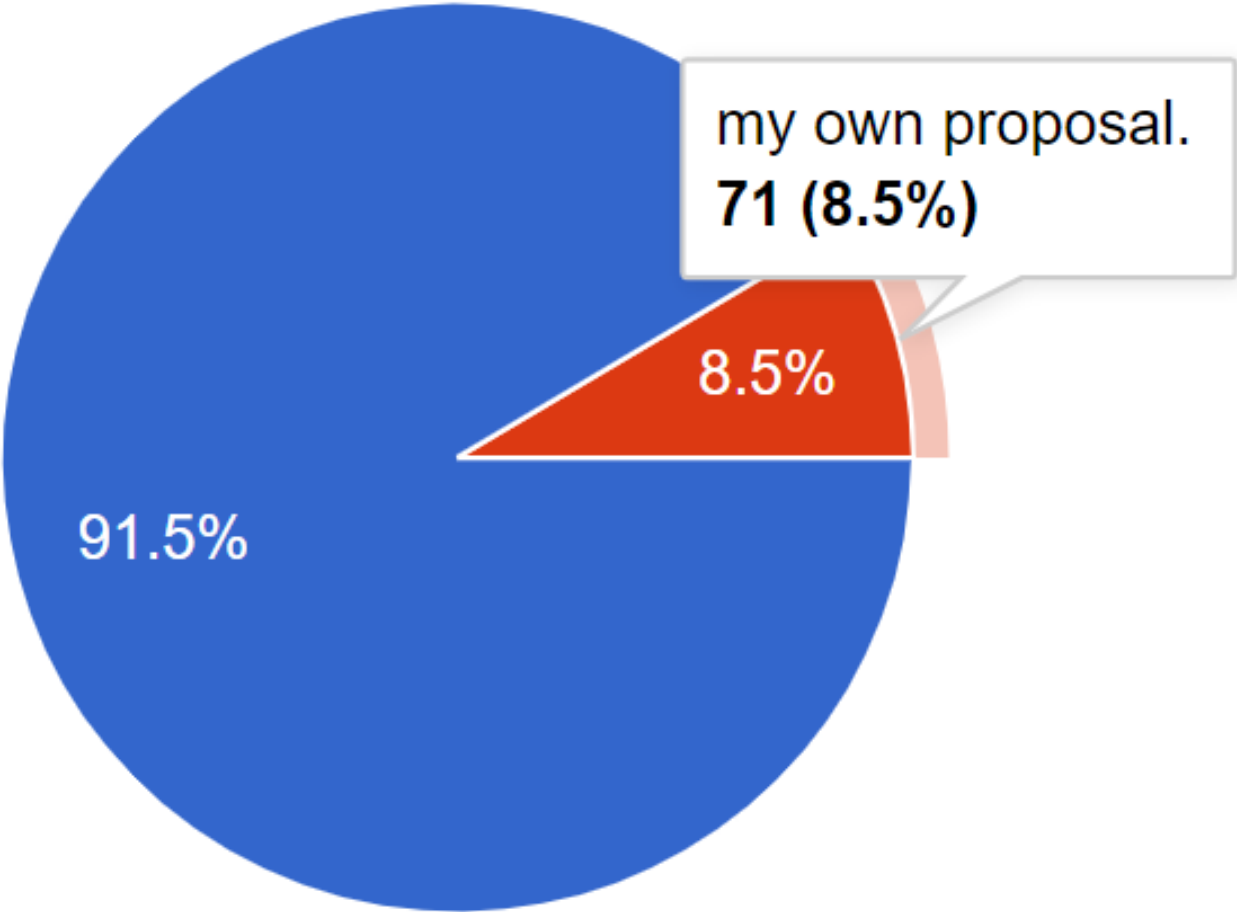
(Students' Self Proposed Activities that made it to the Catalogue!!)



**NEW!!
Upgraded!**

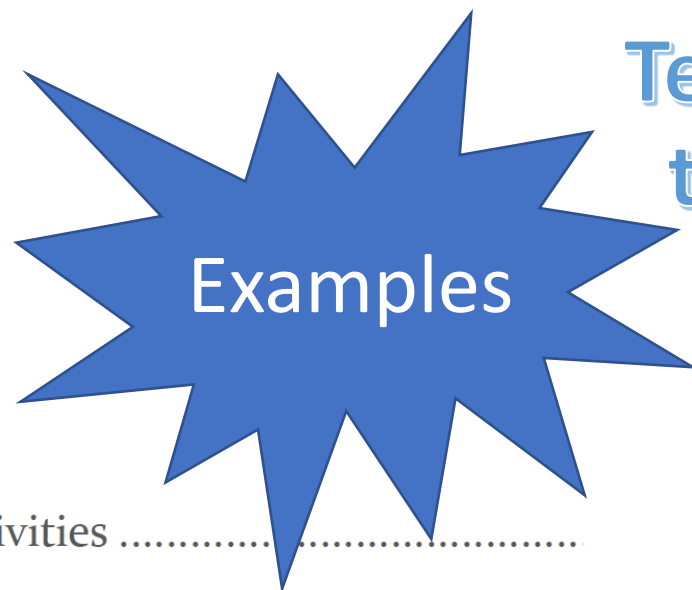
Deyian's Self Proposed Activities	46
SS1-Macarons Baking (All Levels)	47
SS2-VLogging (All Levels)	48
SS3-Fun with Embroidery (All Levels)	49
SS4-Egg Fun (All Levels)	50
SS5-Dance Choreo (All Levels)	51
SS6-Colourful Water (All Levels)	52
SS7-Life Through the Lens (All Levels)	53
SS8-Crochet with Amigurumi Patterns (All Levels)	54
SS9- 2 nd Chance Clothes (All Levels)	55

SIL (Self-Proposed)



- the Catalogue.
- my own proposal.

SIL - Students' Self Proposed Activities



Term 3 Students Suggestions through your friendly Deyi Student Councilors

- Deyian's Self Proposed Activities
- SS1-Macarons Baking (All Levels).....
- SS2-VLogging (All Levels).....
- SS3-Fun with Embroidery (All Levels)
- SS4-Egg Fun (All Levels)
- SS5-Dance Choreo (All Levels)
- SS6-Colourful Water (All Levels)
- SS7-Life Through the Lens (All Levels)
- SS8-Crochet with Amigurumi Patterns (All Levels)
- SS9- 2nd Chance Clothes (All Levels)

Construct a Mask Dispenser
Plan and Build a dispenser to help store and dispense surgical mask safely for Schoolmates whose mask is damaged and need a new one.

SIL (Self-Proposed Example): Learn how to bake macarons

Learn how to bake macarons in 2hrs.

By searching for online recipes.

I will record my final product and share it on Instagram.

Potential Risk:

a. Mixing the dough using the electric whisk causing accidents/injuries, e.g., when using the whisk, dropping the whisk by accident (low possibility)

b. Baking macarons using the oven

i. burns due to contact with hot surfaces,

e.g., when opening the oven, holding the hot tray, dropping the hot tray by accident, etc. (high possibility) ii. fires due to faulty oven (low possibility)

c. Electrical hazards due to faulty appliances (low possibility)

Overcoming the risks:

a. Mixing the dough using the electric whisk. I will follow the safety precautions when using the whisk, e.g., turning off the mixer when not in use, placing the mixer away from the edge of the table to avoid dropping it.

b. Baking macarons using the oven

i. I will wear oven mitts and an apron when baking and also wait for the oven to cool off for a while before taking the macarons out.

ii. I will check that the oven is working before using it.

c. Electrical hazards I will check that the appliances I am using are working before using them.

Frequently Asked Questions



MOE "Ask me About Anything on BL" Facebook Video

1. Does BL work better for independent learners?
Different from FHBL, monitoring of Students' progress will be done in school immediately after the BL days

2. With fortnightly BL days, will curriculum time be lost?
CC and SIL constitutes to BL day. CC is a continuation to classroom learning based on the syllabus.

3. What if my child's self proposed SIL is unconstructive?
Teachers have done a first follow up on students' SIL and advised accordingly. Parents can also talk to them about their intended learning.

4. Are there marks counted towards SIL?
SIL are not assessed but students are encouraged to share their learning on social media or reflection video logs.

5. How can I support my child in their BL?
Talking to them about their learning. Learning more about BL from them. Teaching them to stay safe (SIL).